


# FTS-E03

Full height turnstile  
featuring 4-blade rotor

Standard units	FTS-E03
Construction column diameter	51-13/16" (1300 mm)
Portal width	60-5/8" (1540 mm)
Total height	89-3/8" (2270 mm)
with optional canopy D1	94-1/16" (2390 mm)
with optional canopy D2	95-1/4" (2420 mm)
with optional canopy D3	95-1/4" (2420 mm)
Passage height	81-1/8" (2060 mm)
Passage width	21-5/8" (550 mm)
Portal and housing	Steel
Lockable maintenance opening	Aluminum
Rotating unit with tubular column, Ø3-1/2" (Ø89 mm)	90° each with 11 straight crossbars Ø1-9/16" (Ø40 mm), made of glossy. AISI 304 stainless steel with black plastic cover caps.
Barrier element	With 11 straight horizontal crossbars Ø1-5/8" (Ø42 mm), made of steel.
Finish	Rotating unit made of glossy stainless steel, hot-dip galvanized steel elements, aluminum elements in RAL 9006 (white aluminum).
Rotor	4-blade rotor
Function (see <b>Function</b> note)	Mechanical (Manual) Power assist
Electrical equipment	Control system integrated in the unit.
Power supply	100 – 240 VAC, 50/60 Hz, 253 VA.
Standby power consumption	10 VA.
Installation	Finish floor Sub-floor Sleeve foundation
Protection classes	Housing IP33, components conducting supply voltage IP43.

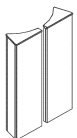


### Function

- Manual—Mechanical operation, free in one direction/opposite direction blocked.
- Power assist—Power-assisted motion; servo-positioning drive/electronically controlled in both directions (behavior in event of power failure can be selected for each direction: free or blocked).

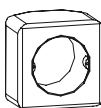
## Optional components

Housing



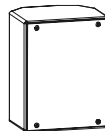
Housing with lockable front panel made of silver anodized aluminum, plastic-coated according to RAL or glossy stainless steel

Console 1



Plastic in color of unit or in RAL 9006  
W: 3-11/16" (94 mm)  
H: 3-11/16" (94 mm)  
D: 2-9/16" (65 mm)

Console 2



Aluminum in color of unit or in RAL 9006  
W: 5-1/2" (140 mm)  
H: 7-1/16" (180 mm)  
D: 4-5/16" (110 mm)

Console 3



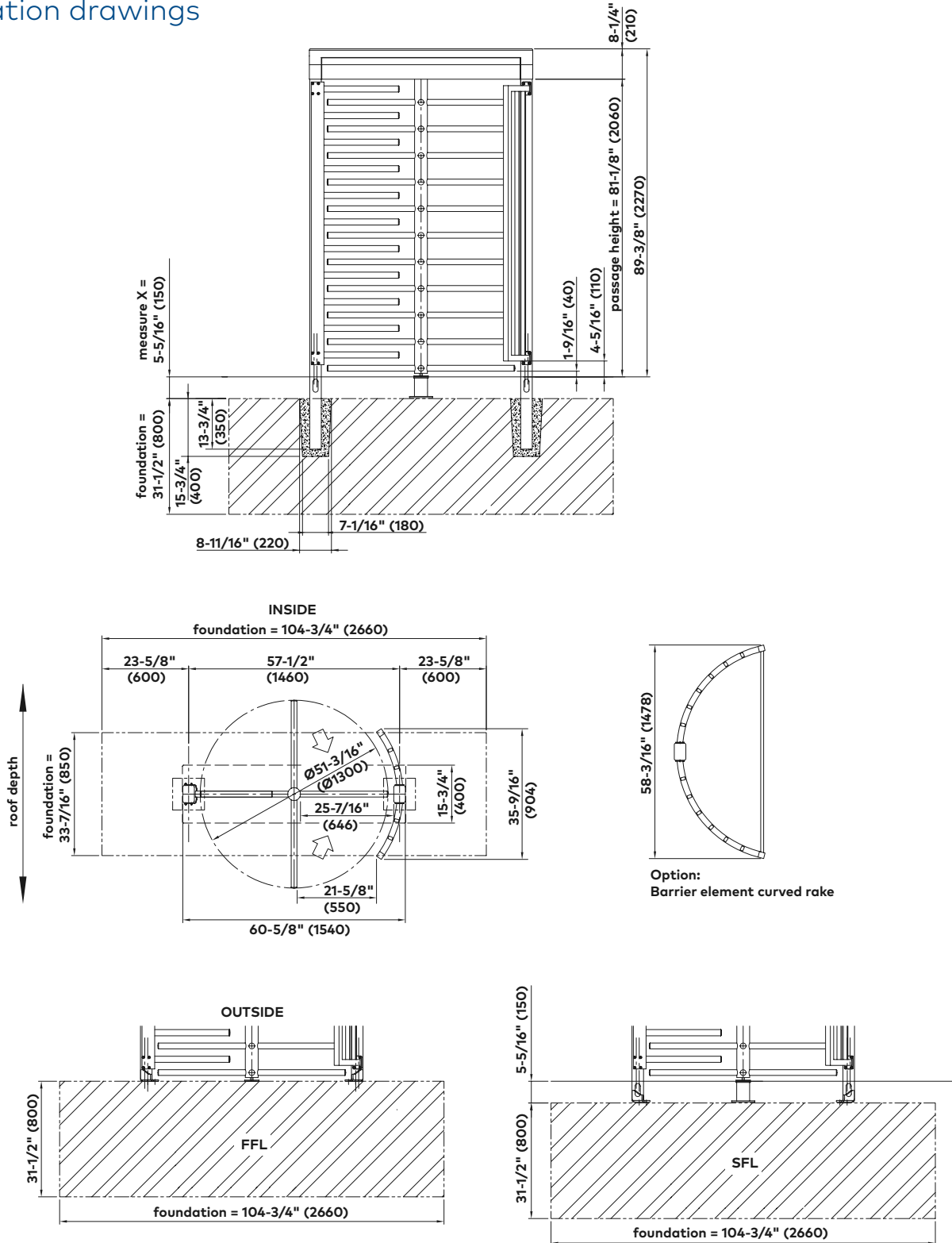
Aluminum in color of unit or in RAL 9006  
W: 5-1/2" (140 mm)  
H: 14-3/8" (365 mm)  
D: 4-5/16" (110 mm)

Subject to change without notice



# FTS-E03

## Installation drawings



**Note**  
 Dimensions shown as inches followed by millimeters; for example, 1" (25).